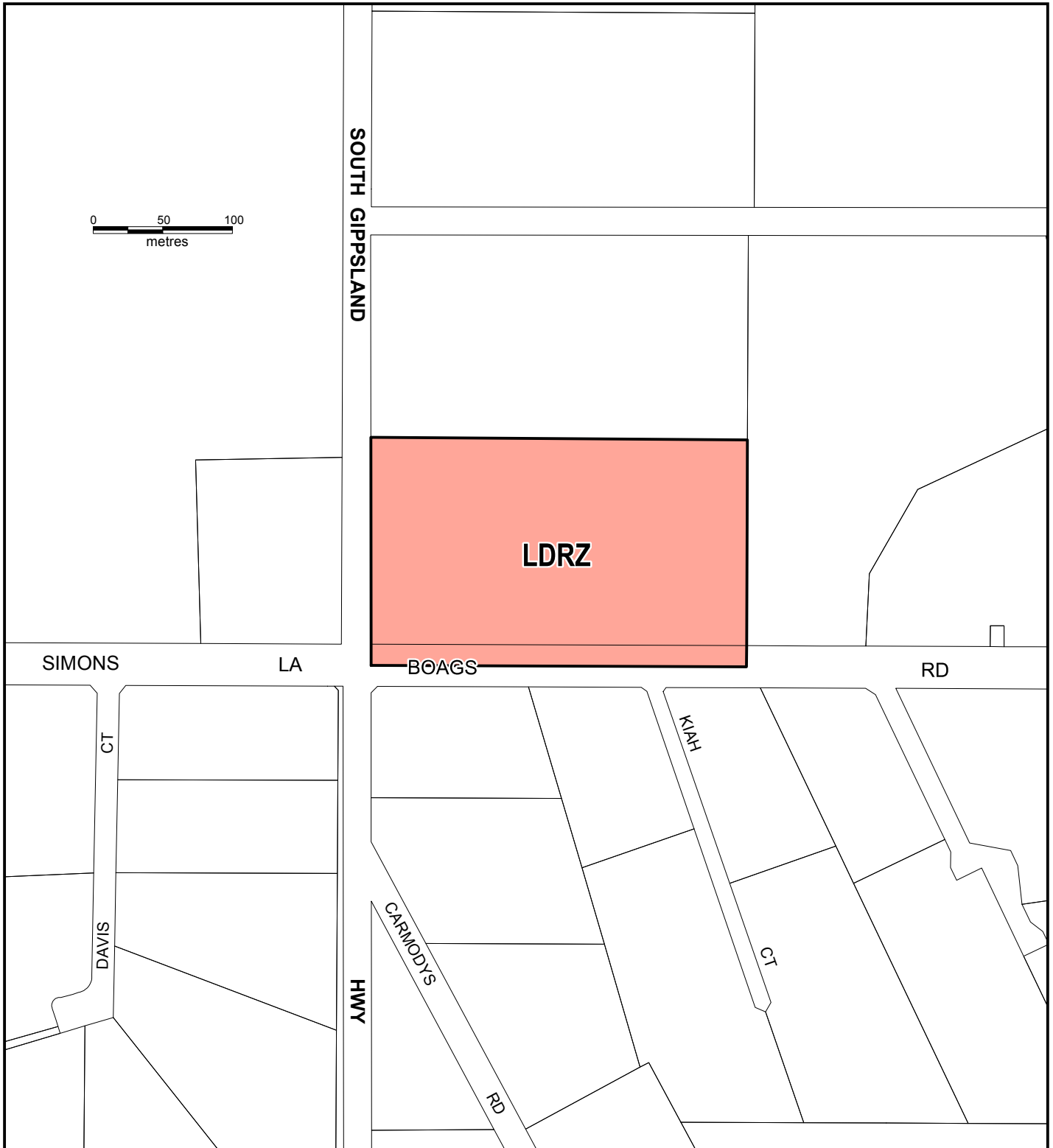


SOUTH GIPPSLAND PLANNING SCHEME LOCAL PROVISION

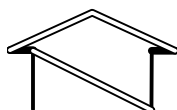


Part of Planning Scheme Map 16

LEGEND

LDRZ LOW DENSITY RESIDENTIAL ZONE

AMENDMENT C88

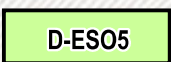


SOUTH GIPPSLAND PLANNING SCHEME LOCAL PROVISION



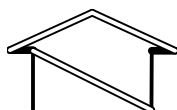
Part of Planning Scheme Map 16ESO5

LEGEND



AREA TO BE DELETED FROM A ENVIRONMENTAL SIGNIFICANCE OVERLAY - SCHEDULE 5

AMENDMENT C88



13/10/2016
Proposed
C407C88

SCHEDULE TO CLAUSE 66.04

Referral of permit applications under local provisions

Clause	Kind of application	Referral authority	Type of referral authority
On land identified as the Gippsland Coalfields Policy Area in the Local Planning Policy Framework	To subdivide land.	Secretary to the Department administering the <i>Mineral Resources (Sustainable Development) Act 1990</i>	Determining referral authority
	To use land or to construct a building or construct or carry out works for a cemetery, educational centre, exhibition centre, function centre, golf course, hospital, industry (other than rural industry), major sports and recreational facility, shop or office with a gross floor area exceeding 2000 square metres, or accommodation if the total number of people to be accommodated exceeds 100 or the proposed development results in an increase of greater than 25 percent to the gross floor area of an existing accommodation building.	Secretary to the Department administering the <i>Mineral Resources (Sustainable Development) Act 1990</i>	Determining referral authority
Clause 3.0 of Schedule 3 to Clause 42.01 (ESO)	An application for development on Coastal Crown Land, as defined under the Coastal Management Act, 1995	The Secretary administering the Coastal Management Act, 1995	Determining referral authority
Schedule 2 to Clause 45.02 (AEO)	An application to use land under the schedule.	Airport owner	Determining referral authority
Clause 3.0 of Schedules 8, 9, 10 & 11 to Clause 43.02 (DDO)	An application for buildings or works specified in the schedules to the DDO's. This requirement can be set-aside subject to an application satisfying conditions or requirements previously agreed in writing between the responsible authority and the Secretary to the Department of Health and Human Services.	Secretary to the Department of Health and Human Services	Determining referral authority
Schedule 9 to Clause 42.01 (ESO)	An application for building and works on land identified as containing Giant Gippsland Earthworm Habitat <u>any development</u>	Department of Environment, Land, Water & Planning	Determining referral authority

Clause	Kind of application	Referral authority	Type of referral authority
Schedule 8 to Clause 42.01 (ESO)	An application to construct a building, or construct or carry out works, or subdivide land.	Environment Protection Authority	Recommending referral authority
<u>Schedule 2 to Clause 42.01 (ESO)</u>	<u>An application for any development except for an application for a sign, fence, roadworks or unenclosed building or works ancillary to a dwelling</u>	<u>South Gippsland Water Corporation</u>	<u>Determining referral authority</u>

Planning and Environment Act 1987

SOUTH GIPPSLAND PLANNING SCHEME

AMENDMENT C 88

INSTRUCTION SHEET

The planning authority for this amendment is the South Gippsland Shire Council.

The South Gippsland Planning Scheme is amended as follows:

Planning Scheme Maps

The Planning Scheme Maps are amended by a total of three attached map sheets.

Zoning Maps

1. Amend Planning Scheme Map No 16 in the manner shown on the attached map marked "South Gippsland Planning Scheme, Amendment C88".

Overlay Maps

2. Amend Planning Scheme Map No 16 ESO5 in the manner shown on the attached map marked "South Gippsland Planning Scheme, Amendment C88".

Planning Scheme Ordinance

3. In General Provisions – Clause 66.04, replace the Schedule with a new Schedule in the form of the attached document

End of document